










|  |  |  |  |
|---|--|---|--|
| Purpose | Form | Audience | Impact |
| Narrate | How will the talk/writing be structured? <i>e.g. letter, diary, email, blog, recipe, biography, illustrated story. Form will also inform a writer's language choices.</i> | Who are we writing for? <i>Writers adjust the tone and formality of the writing according to its audience. Authentic audiences lead to more motivated writers.</i> | How will the reader feel or what might they do? <i>e.g. happy, confused, informed, curious; will they know something new or have changed their opinion?</i> |
| Inform/describe | | | |
| Explain | | | |
| Persuade | | | |
| Discuss | | | |


Guidance:

Narrative should be taught in sequence whereas poetry and non-fiction units can be moved to fit with the broader curriculum or be integrated into a narrative unit.

- The purpose, form and audience can be tweaked to fit the chosen text or outcome.
- Where the form is 'short story', this could include alternative story endings, innovated stories or stories that continue on from those the children have read.
- The subject of non-fiction texts can be changed to match any aspect of the broader curriculum.
- The impact statement should make sense when preceded by: 'my reader will...'

| | | Autumn 1 | Autumn 2 | Spring 1 | Spring 2 | Summer 1 | Summer 2 |
|-------------|--|--|---|---|---|--|---|
| Year 3 | Theme |  Stones and... |  Funny Bones |  Disasters | |  Ancient lands |  The Dark |
| | Narrative | Historical stories (Stone Age) P to narrate F short story A peers I be entertained | Contemporary, humorous stories P to narrate F illustrated story A a famous author I laugh | Imagined recounts P to narrate F diary A myself I reflect on experiences | Short stories (disaster) P to narrate F short story or play A older children or reading buddies I be thrilled, excited | Myths (quests) P to narrate/ explain F illustrated story A visitors to the class/book corner I be entertained | Chapter stories P to narrate F chapter story A visitors to the school library I be scared |
| | Poetry | Free verse P to describe F free verse poem A peers I be entertained | Christmas songs P to narrate/ describe F song (performance) A school/family I feel joy and happiness | Poetic form (haiku and tanka) P to describe F haikus and tanka A headteacher I imagine a place or experience | | Rhyming couplets P to describe F rhyming poems or story A peers I be entertained | Poems on a theme (e.g. feelings) P to describe F free verse or rhyming poems A school and families (display) I empathise |
| Non-Fiction | Information texts (Stone Age) P to inform/describe F class information book A visitors to the class/book corner I learn about the stone age | Fact-files (Dinosaurs and fossils) P to inform/describe F fact-file A school and families (display) I know the difference between different dinosaurs | Eyewitness accounts (including video and audio recordings) P to narrate/ inform F imagined eye-witness account of a real event A peers I imagine being at a historic event | Instructions (Egyptians) P to explain F instruction A an ancient Egyptian I know how to embalm a body or other ancient rituals | Persuasive language P to persuade F letter or email A family member I change their mind | | |

Themes and Icon Attribution

| | Autumn 1 | Autumn 2 | Spring 1 | Spring 2 | | |
|--------|---|--|---|--|---|---|
| Year 1 |  Into the woods "Forrest" icon by Tippawan Sookruay, from The Noun Project |  Playtime "toys" icon by Made by Made from The Noun Project |  Let's go outside! "Outside" icon by DEMOGRAPH from The Noun Project |  Land of Adventure Mountains by Cono Studio Milano from The Noun Project |  Animal Magic "Paw Print" icon by Alina Oleynik from The Noun Project |  A Royal Occasion "crown design" icon by ProSymbols from The Noun Project |
| |  Home Sweet Home "sweet home" icon by Nubaia Karim Barsha from The Noun Project |  Town and Country "buildings" icon by Made by Made from The Noun Project |  Anything Grows ... "growing plants" icon by Adam Beasley from The Noun Project |  Fire! Fire! "Flame" icon by Iga from The Noun Project |  Worlds Apart "world" icon by Guilherme Furtado, from The Noun Project |  Fun in the Sun "Toys" icon by Smashicons from Flaticon |
| Year 3 |  Stones and... "rock pile" icon by Amanda Wray from The Noun Project |  Funny Bones "Bone" icon by Smalllike from The Noun Project |  Disasters "Natural Disasters" icon by Claudia Revalina from The Noun Project |  Ancient lands "treasure map" icon by Anthony Ledoux from The Noun Project |  The Dark "Night" icon by Guilherme Furtado from The Noun Project | |
| |  World of Sport "Sports" icon by Minh Do from The Noun Project |  What's Eating You? "jaws" icon by Maria Zamchy from The Noun Project |  Keen to be Green "environmental conservation" icon by Chanut is Industries from The Noun Project |  Eureka! "Idea" icon by MC from The Noun Project |  Diversity "combine" icon by Stephen Plaster from The Noun Project | |
| Year 5 |  Invaders "viking guy" icon by Christine M Winn from The Noun Project |  I Believe "Brain" icon by suhyeon Jung from The Noun Project |  Journeys "journey" icon by Anthony Ledoux from The Noun Project |  Space Odyssey "Space" icon by Made by Made from The Noun Project |  Displacement "displacement" icon by yusuf kara from The Noun Project | |
| |  Fall Out "War" icon by Nithinan Tatak from The Noun Project |  Peace "Peace" icon by I Create Stuff from The Noun Project |  It's My Right "Protest" icon by BomSymbols from The Noun Project |  It's a Mystery "Wanted" icon by Lee Mette from The Noun Project |  Portals "portal" icon by Adrien Coquet from The Noun Project | |